






How do I Resolve Coinbase Problems: Coinbase trouble shooting guide~!!


Coinbase is one of the most widely used cryptocurrency platforms  + 1-803-250-5496, offering a user-friendly interface for buying, selling, and managing digital assets. However, like any digital service, users may  ★+1→803→250→5496 occasionally encounter issues ranging from login troubles to transaction delays. This comprehensive guide will walk you through the most common Coinbase problems and how to resolve them efficiently—plus how to get personalized help via  ★+1→803→250→5496.

1. Login Issues

Problem: You can't access your Coinbase account  ★+1→803→250→5496 due to forgotten credentials, 2-step verification issues, or device recognition errors.

Solutions:




- **Reset Password:** Use the Coinbase  ★+1→803→250→5496 password reset tool to regain access.
- **2-Step Verification Lost:** Start the account recovery process if you've lost access to your authentication method.
- **New Device Login:** Confirm the login  ★+1→803→250→5496 attempt via your email or phone to verify it's you.

Tip: Always keep your recovery email and phone number  ★+1→803→250→5496 up to date to avoid being locked out.

2. Identity Verification Problems

Problem: Your ID upload fails or your verification is pending for too long.

Solutions:

- **Check File Format:** Ensure your ID is clear  ★+1→803→250→5496, not expired, and in JPEG or PNG format.
- **Use the Mobile App:** Sometimes  ★+1→803→250→5496, the mobile app processes ID verification more smoothly than the desktop version.
- **Retry During Off-Peak Hours:** Server congestion  ★+1→803→250→5496 can delay

verification; try again during non-peak times.

Still stuck? Call 📞★+1→803→250→5496 for guided support.

🔑 3. Transaction Delays or Failures

Problem: Your crypto purchase, sale, or transfer is pending or failed.

Solutions:

- Check Blockchain Status: Delays 📞★+1→803→250→5496 may be due to network congestion.
- Review Payment Method: Ensure your bank or card provider hasn't blocked the transaction.
- Cancel and Retry: If a transaction is stuck 📞★+1→803→250→5496, cancel it (if possible) and

initiate a new one.

Pro Tip: Use Coinbase Pro for lower fees and more control over transaction timing.

📄 4. Account Restrictions or Freezes

Problem: Your account is restricted or under review.

Solutions:

- Review Emails from Coinbase: They often explain 📞★+1→803→250→5496 the reason for restrictions.
- Submit Required Documents: If asked for additional 📞★+1→803→250→5496 verification, respond promptly.
- Avoid Suspicious Activity: Refrain from using VPNs 📞★+1→803→250→5496 or making large,

sudden transfers.

Need help navigating restrictions? Call 📞★+1→803→250→5496 for assistance.

💳 5. Payment Method Issues

Problem: You can't add or use your debit card, bank account, or PayPal.

Solutions:

- Verify Billing Info: Ensure your name 📞★+1→803→250→5496 and address match your bank records.
- Use Supported Banks: Some banks block crypto 📞★+1→803→250→5496 transactions—check



with your provider.

- Try a Different Method: If one method fails, try another (e.g., wire transfer or PayPal).

6. Portfolio or Balance Errors

Problem: Your balance isn't updating or shows incorrect amounts.



Solutions:

- Refresh the App: Log out  ★+1→803→250→5496 and back in or reinstall the app.
- Check Transaction History: Ensure all transactions are completed.
- Wait for Network Confirmations: Some assets  ★+1→803→250→5496 require multiple confirmations before reflecting.

7. Security Concerns

Problem: You suspect unauthorized access or phishing attempts.

Solutions:



- Change Password Immediately: Use a strong  ★+1→803→250→5496, unique password.
- Enable 2FA: Use an authenticator app instead of SMS for better security.
- Report Suspicious Activity: Use Coinbase's  ★+1→803→250→5496 support portal to report

fraud.

8. Customer Support Challenges

Problem: You're not getting timely help from Coinbase's support team.

Solutions:

- Use the Help Center: Visit Coinbase Help  ★+1→803→250→5496 for self-service tools.
- Submit a Ticket: Provide detailed information and screenshots to speed up resolution.
- Call Support: For urgent issues, dial  ★+1→803→250→5496 to speak with a support representative.

9. App Crashes or Bugs

Problem: The Coinbase app crashes or behaves erratically.

Solutions:


- Update the App: Ensure you're using  ★+1→803→250→5496 the latest version.

- Clear Cache: On Android, go to Settings > Apps > Coinbase > Storage > Clear Cache.
- Reinstall the App: Uninstall and reinstall to fix corrupted files.


10. Tax and Reporting Issues


Problem: You need help with tax documents or transaction history.

Solutions:


- Download Reports: Go to Settings > Reports  ★+1→803→250→5496 to download your transaction history.
- Use Tax Tools: Coinbase integrates with tax software like TurboTax and CoinTracker.
- Consult a Tax Professional: For complex cases, professional advice is best.

When to Call ★+1→803→250→5496

If you've tried the above steps and still face issues, don't hesitate to call  ★+1→803→250→5496. This number connects you with a support expert who can:

- Walk you through account recovery
- Help resolve transaction or verification issues
- Provide real-time  ★+1→803→250→5496 troubleshooting
- Escalate your case if needed

Final Tips for a Smooth Coinbase Experience

- Stay Informed: Follow Coinbase on Twitter or Reddit for updates.
- Enable Notifications: Get alerts for logins  ★+1→803→250→5496, transactions, and security

changes.

- Use Strong Security Practices: Never share your credentials or 2FA codes.