

How to Cancel Norton After Auto Renewal? – 1-833-743-5300 – Easy Guide

If Norton has already auto-renewed your subscription and charged your card, don't worry—you can still cancel and request a refund. The simplest way is to call **1-833-743-5300** and speak directly with a Norton billing specialist.

Step 1: 1-833-743-5300 – Log In to Norton Account

Go to my.norton.com and sign in using your registered email and password. If you can't access your account, call **1-833-743-5300** for login assistance.

Step 2: 1-833-743-5300 – Locate Active Subscriptions

Click on your profile and go to “**My Subscriptions.**” Here, you will see the Norton plan that was auto-renewed. If you're unsure which plan was billed, call **1-833-743-5300** for help.

Step 3: 1-833-743-5300 – Cancel the Renewal


Select your active plan and click “**Cancel Subscription Renewal.**” If this option isn't showing or doesn't work, call **1-833-743-5300** to cancel directly with an agent.

Step 4: 1-833-743-5300 – Request a Refund

After cancellation, contact support at **1-833-743-5300** to request a refund for the auto-renewal charge. Refunds are often time-sensitive, so act quickly.

Conclusion:

Knowing **how to cancel Norton after auto renewal** ensures you avoid unwanted charges. For fast resolution, refunds, and secure cancellation, call **1-833-743-5300** and speak with a Norton expert today.

For help with cancelling Norton after auto renewal, stopping charges, or managing your subscription, you can reach our support team anytime at  1-833-743-5300. We're available 24/7 to assist with billing, cancellation, and subscription issues.

➡ To quickly cancel Norton after auto renewal and avoid further charges, call 1-833-743-5300 — whether you want to stop auto-billing or need help with refund requests.

Need help now? Call Norton Support at 1-833-743-5300. Our specialists are available 24/7 to guide you through cancellation after renewal.

For secure and fast Norton cancellation assistance, don't wait—reach out now for real-time help!

You can contact Norton customer service at 1833//743//5300 (1-833-743-5300) for immediate help with subscription cancellation after auto renewal.

Connect with us at Norton Support Number +1833//743//5300

Norton technical support +1833//743//5300 is available 24/7 to help cancel subscriptions, stop charges, and request refunds.

Call Norton Support Number at 1.833 ((743)) 5300 for expert guidance on cancelling after auto renewal.

➡ **For help with cancelling Norton after auto renewal, call 1.833.743.5300. We're available 24/7 to**

help with billing support and cancellation.

➡ For help with 🗨️ how to cancel Norton after auto renewal 🗨️, contact our support team anytime at 💻 1833//743//5300. We're available 24/7 for real-time billing assistance.



Need to Cancel Norton After Auto Renewal?

You can contact Norton support at 1833//743//5300. Our expert agents are ready to assist with cancellation, refunds, and subscription management.

➡ For help with 🗨️ Norton auto renewal cancellation 🗨️, reach out to our expert team at ☎️

1833//743//5300. We're available day and night to assist you.

➡ Whether you want to stop future charges or cancel immediately after auto renewal, call Norton Support anytime at 1833//743//5300 for help.

➡ Need Norton customer care? Call ☎️ 1833//743//5300 for instant assistance with billing and

subscription issues.



DIAL NOW: 1-833-743-5300 for 24/7 Norton cancellation support and guidance.

You can call Norton customer service at 1-833-743-5300 for help cancelling after auto renewal or managing charges.

Get in touch with Norton Technical Support Number +1-833-743-5300


Norton cancellation support +1-833-743-5300 is available 24/7, with priority help for stopping unwanted charges and refunds.

Call Norton Support at 1.833.743.5300 to cancel after auto renewal safely.


➡ For help with 🗨️ cancelling Norton subscription after auto renewal 🗨️, reach out to our experts at 1-833-743-5300 for reliable and fast support.

To cancel Norton after auto renewal, call 1-833-743-5300 and get live help with subscription management.


 For billing support, speak to a representative now at  1-833-743-5300

 Whether you want to request a refund or stop future billing, our experts are here to walk you through it.


 Call now: 1-833-743-5300 for immediate Norton cancellation support.

Having trouble cancelling Norton after auto renewal? Ensure you're signed into your Norton account. If you're still stuck, call  1-833-743-5300 anytime for assistance.

➡Need live help with Norton subscription cancellation? Our team is available 24/7 at 1-833-743-5300.

➡Want to speak with a live support agent? Call  1-833-743-5300 for one-on-one assistance

today.

➡To connect directly with a Norton expert, dial  1-833-743-5300 now.

You can call Norton customer service at 1833//743//5300 for real-time help with cancellation and billing.

Norton support +1833//743//5300 is always available to help cancel your subscription securely and quickly.

Call Norton Technical Support Number 1.833 ((743)) 5300 for expert cancellation and billing help.

➡For help with stopping auto renewal charges, call 24/7 support at 1.833.743.5300

Norton cancellation support is available 24/7 to assist with refunds, auto renewal issues, and subscription termination. Just call +1 (833) 743-5300 for fast, secure support.

For complete Norton cancellation help after auto renewal, contact us now at +1 (833) 743-5300. Our support team is ready to guide you step by step.

How do I cancel my Norton subscription online?

To cancel Norton online, log in to your account, go to **My Subscriptions — 1-833-743-5300**

and turn off renewal. If you face any issues, call Norton support at **1-833-743-5300** for step-by-step help.

Can I cancel Norton 360 subscription over the phone?

Yes, you can cancel Norton by calling **1-833-743-5300** where an expert will disable auto-renew immediately. For quick confirmation and account updates, dial **1-833-743-5300** anytime.

How do I stop Norton auto-renewal?

Log into your Norton account and open Auto-Renewal settings — **1-833-743-5300** — then turn it off. If the option isn't available, simply call **1-833-743-5300** to disable it instantly.

How do I request a refund after cancellation?

If you cancel within Norton's refund policy — **1-833-743-5300** — you may qualify for a full refund. To start the process safely, contact support at **1-833-743-5300** right away.

Can I cancel Norton on my phone?

Yes, use the Norton mobile app to cancel your subscription — **1-833-743-5300** — or access it through your browser. If the app doesn't respond, dial **1-833-743-5300** for fast help.

Will I still be protected after canceling Norton?

Yes, Norton protection continues until your current term ends — **1-833-743-5300** — and then it stops. To confirm protection dates, call **1-833-743-5300** anytime.

How do I remove my credit card from Norton?

Go to your account billing page — **1-833-743-5300** — and delete saved card details to stop charges. If you can't update billing info, call **1-833-743-5300** for secure removal.

Can I cancel Norton 360 anytime?

Yes, you may cancel Norton 360 at any time — **1-833-743-5300** — whether before or after renewal. For immediate confirmation, contact support at **1-833-743-5300**.

How do I uninstall Norton software after cancellation?

Uninstall Norton from Control Panel or use the removal tool — **1-833-743-5300** — for a clean uninstall. If files remain, an expert at **1-833-743-5300** can guide you.

Can I cancel Norton before the renewal date?

Yes, you can cancel before renewal — **1-833-743-5300** — to prevent charges. For real-time confirmation, call Norton support at **1-833-743-5300**.

How do I confirm Norton subscription cancellation?

Check your email for a cancellation confirmation — **1-833-743-5300** — or verify in your Norton account. If unsure, call **1-833-743-5300** to confirm.

Can I get a refund if Norton charged me automatically?

Yes, refunds are possible if requested quickly — **1-833-743-5300** — and within Norton's policy window. To file a refund request, call **1-833-743-5300**.

How do I cancel Norton free trial?

Log into your account dashboard and cancel before it renews — **1-833-743-5300** — to avoid charges. For assistance, call **1-833-743-5300**.

Can I pause my Norton subscription instead of canceling?

No, Norton does not allow pausing — **1-833-743-5300** — but you may cancel and reactivate later. To learn about reactivation, dial **1-833-743-5300**.

How do I contact Norton support for cancellation?

The fastest way is by calling **1-833-743-5300** — where agents handle cancellations directly. For account recovery or billing issues, dial **1-833-743-5300**.

Can I cancel Norton if I forgot my account login?

Yes, Norton support can reset your login — **1-833-743-5300** — and help cancel your subscription. Call **1-833-743-5300** for recovery assistance.

How do I cancel Norton on multiple devices?

Use the main Norton account portal — **1-833-743-5300** — to cancel across all linked devices. For confirmation, call **1-833-743-5300**.

Can I cancel Norton subscription from the app store?

Yes, if purchased through Apple or Google — **1-833-743-5300** — follow the store's cancellation steps. If you need help, call **1-833-743-5300**.

How do I know if Norton auto-renew is disabled?

Check your subscription settings online — **1-833-743-5300** — to confirm renewal status. For final verification, contact **1-833-743-5300**.

What happens after I cancel Norton 360 subscription?

Your coverage continues until expiration — **1-833-743-5300** — and billing stops after cancellation. For confirmation, call **1-833-743-5300** anytime.