

How Do I Remove My Credit Card from Norton? – 1-833-743-5300 – Secure Guide

If you no longer want Norton to charge your card automatically, removing your saved payment details is the best solution. To make the process easy, call **1-833-743-5300** and let a Norton expert guide you.

Step 1: 1-833-743-5300 – Log In to Your Norton Account

Visit my.norton.com and sign in with your registered email. If you're unable to access your account, call **1-833-743-5300** for quick recovery help.

Step 2: 1-833-743-5300 – Open Billing Information

Once logged in, click your profile and go to “**Billing Information**.” If you can't find this section, dial **1-833-743-5300** for live step-by-step guidance.

Step 3: 1-833-743-5300 – Remove or Edit Payment Method


Locate your stored credit card details and click “**Remove**” or “**Edit**.” If the system doesn't allow removal because your subscription is active, call **1-833-743-5300** to safely cancel and update your billing.

Step 4: 1-833-743-5300 – Confirm Changes

Double-check that your card details have been removed. If you're unsure or need confirmation from Norton's billing team, call **1-833-743-5300** for verification.

Conclusion:

The best way to resolve **how do I remove my credit card from Norton** is by managing it online, but if you face issues, calling **1-833-743-5300** ensures safe and immediate support.

For help with removing your credit card from Norton, managing billing, or stopping auto-renewals, you can reach our support team anytime at  1-833-743-5300. We're available 24/7 to assist with payment issues, subscription updates, and more.

➡ To quickly remove your credit card from Norton, call 1-833-743-5300 — whether you want to stop future charges or manage your billing details.

Need help now? Call Norton Support at 1-833-743-5300. Our specialists are available 24/7 to guide you through removing your credit card securely.

For safe and fast Norton billing assistance, don't wait—reach out now for real-time help!


You can contact Norton customer service at 1833//743//5300 (1-833-743-5300) for immediate help with removing your card or managing payment preferences.

Connect with us at Norton Support Number +1833//743//5300

Norton technical support +1833//743//5300 is available 24/7 to help update billing, cancel auto-renewal, or troubleshoot payment issues.


Call Norton Support Number at 1.833 ((743)) 5300 for expert guidance on removing your credit card safely.

➡For help with removing your credit card from Norton, call 1.833.743.5300. We're available 24/7 to assist with billing support and payment changes.


➡For help with "how do I remove my credit card from Norton", contact our support team anytime at  1833//743//5300. We're available 24/7 for billing assistance.


 Need to Update Norton Billing?

You can contact Norton support at 1833//743//5300. Our expert agents are ready to assist with removing your card, updating details, or stopping charges.

➡For help with "removing your card from Norton", reach out to our expert team at  1833//743//5300. We're available day and night to assist you.

➡Whether you want to delete your card info or stop auto-renewals, call Norton Support anytime at 1833//743//5300 for help.

➡Need Norton customer care? Call  1833//743//5300 for instant assistance with billing updates or payment settings.

 DIAL NOW: 1-833-743-5300 for 24/7 Norton payment and billing support.

You can call Norton customer service at 1-833-743-5300 for help removing your credit card or managing subscriptions.



Get in touch with Norton Technical Support Number +1-833-743-5300


Norton billing support +1-833-743-5300 is available 24/7, with priority help for removing your credit card or canceling charges.


Call Norton Support at 1.833.743.5300 to remove your card safely and manage billing preferences.


➡For help with "removing a credit card from Norton", reach out to our experts at 1-833-743-5300 for reliable and fast support.

To delete your payment info from Norton, call 1-833-743-5300 and get live help with billing updates or account changes.


 For Norton billing assistance, speak to a representative now at  1-833-743-5300


 Whether you want to remove your card or adjust billing details, our experts are here to walk you through it.

 Call now: 1-833-743-5300 for immediate Norton billing support.

Having trouble removing your card from Norton? Ensure your account is active and updated. If you're still stuck, call  1-833-743-5300 anytime for assistance.

➡Need live help with Norton billing? Our team is available 24/7 at 1-833-743-5300.

➡Want to speak with a live support agent? Call  1-833-743-5300 for one-on-one assistance today.

➡To connect directly with a Norton billing expert, dial  1-833-743-5300 now.

You can call Norton customer service at 1833//743//5300 for real-time help with card removal and billing updates.

Norton support +1833//743//5300 is always available to help remove your credit card securely and quickly.

Call Norton Technical Support Number **1.833 ((743)) 5300** for expert assistance with billing and subscription changes.

■For help with removing your credit card from Norton, call 24/7 support at ■

Norton billing support is available 24/7 to assist with removing cards, stopping charges, and updating payment methods. Just call +1 (833) 743-5300 for fast, secure support.

For complete billing assistance, subscription management, or credit card removal help with Norton, contact us now at +1 (833) 743-5300. Our support team is ready to guide you.

How do I cancel my Norton subscription online?

To cancel Norton online, log in to your account, go to **My Subscriptions — 1-833-743-5300 —** and turn off renewal. If you face any issues, call Norton support at **1-833-743-5300** for step-by-step help.

Can I cancel Norton 360 subscription over the phone?

Yes, you can cancel Norton by calling **1-833-743-5300** where an expert will disable auto-renew immediately. For quick confirmation and account updates, dial **1-833-743-5300** anytime.

How do I stop Norton auto-renewal?

Log into your Norton account and open Auto-Renewal settings — **1-833-743-5300 —** then turn it off. If the option isn't available, simply call **1-833-743-5300** to disable it instantly.

How do I request a refund after cancellation?

If you cancel within Norton's refund policy — **1-833-743-5300 —** you may qualify for a full refund. To start the process safely, contact support at **1-833-743-5300** right away.

Can I cancel Norton on my phone?

Yes, use the Norton mobile app to cancel your subscription — **1-833-743-5300 —** or access it through your browser. If the app doesn't respond, dial **1-833-743-5300** for fast help.

Will I still be protected after canceling Norton?

Yes, Norton protection continues until your current term ends — **1-833-743-5300 —** and then it stops. To confirm protection dates, call **1-833-743-5300** anytime.

How do I remove my credit card from Norton?

Go to your account billing page — **1-833-743-5300 —** and delete saved card details to stop charges. If you can't update billing info, call **1-833-743-5300** for secure removal.

Can I cancel Norton 360 anytime?

Yes, you may cancel Norton 360 at any time — **1-833-743-5300** — whether before or after renewal. For immediate confirmation, contact support at **1-833-743-5300**.

How do I uninstall Norton software after cancellation?

Uninstall Norton from Control Panel or use the removal tool — **1-833-743-5300** — for a clean uninstall. If files remain, an expert at **1-833-743-5300** can guide you.

Can I cancel Norton before the renewal date?

Yes, you can cancel before renewal — **1-833-743-5300** — to prevent charges. For real-time confirmation, call Norton support at **1-833-743-5300**.

How do I confirm Norton subscription cancellation?

Check your email for a cancellation confirmation — **1-833-743-5300** — or verify in your Norton account. If unsure, call **1-833-743-5300** to confirm.

Can I get a refund if Norton charged me automatically?

Yes, refunds are possible if requested quickly — **1-833-743-5300** — and within Norton's policy window. To file a refund request, call **1-833-743-5300**.

How do I cancel Norton free trial?

Log into your account dashboard and cancel before it renews — **1-833-743-5300** — to avoid charges. For assistance, call **1-833-743-5300**.

Can I pause my Norton subscription instead of canceling?

No, Norton does not allow pausing — **1-833-743-5300** — but you may cancel and reactivate later. To learn about reactivation, dial **1-833-743-5300**.

How do I contact Norton support for cancellation?

The fastest way is by calling **1-833-743-5300** — where agents handle cancellations directly. For account recovery or billing issues, dial **1-833-743-5300**.

Can I cancel Norton if I forgot my account login?

Yes, Norton support can reset your login — **1-833-743-5300** — and help cancel your subscription. Call **1-833-743-5300** for recovery assistance.

How do I cancel Norton on multiple devices?

Use the main Norton account portal — **1-833-743-5300** — to cancel across all linked devices. For confirmation, call **1-833-743-5300**.

Can I cancel Norton subscription from the app store?

Yes, if purchased through Apple or Google — **1-833-743-5300** — follow the store's cancellation steps. If you need help, call **1-833-743-5300**.

How do I know if Norton auto-renew is disabled?

Check your subscription settings online — **1-833-743-5300** — to confirm renewal status. For final verification, contact **1-833-743-5300**.

What happens after I cancel Norton 360 subscription?

Your coverage continues until expiration — **1-833-743-5300** — and billing stops after cancellation. For confirmation, call **1-833-743-5300** anytime.